



MECHANISM FINISHES \_ ACABADOS DE MECANISMOS



WHITE PORCELAIN  
PORCELANA BLANCA



BLACK PORCELAIN  
PORCELANA NEGRA



KNOB & SCREW FINISHES \_ ACABADOS DE MANECILLA Y TORNILLO



CHROME PLATED  
CROMO



DARK NICKEL  
NÍQUEL NEGRO



COPPER PLATED  
COBRE



WALL FITTING & SURFACE FRAME FINISHES \_ ACABADOS DE MARCOS EMPOTRAR Y SUPERFICIE



WALNUT  
NOGAL



NATURAL BEECH  
HAYA NATURAL



DARKENED BEECH  
HAYA OSCURECIDA



WHITE PORCELAIN  
PORCELANA BLANCA



BLACK PORCELAIN  
PORCELANA NEGRA



SURFACE BASE FINISHES \_ ACABADOS DE PEANAS SUPERFICIE



WALNUT  
NOGAL



NATURAL BEECH  
HAYA NATURAL



DARKENED BEECH  
HAYA OSCURECIDA



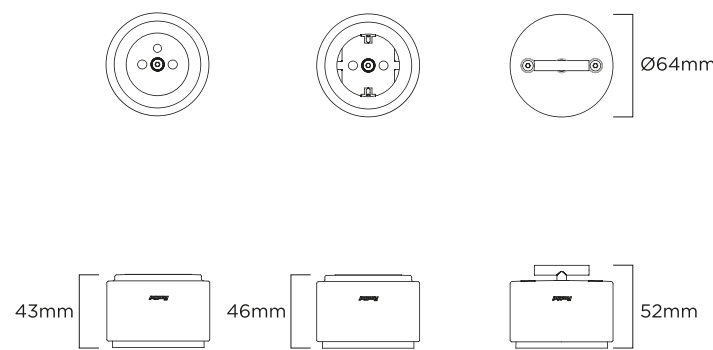
ESP/ENG, JAN ENERO 2016

I info@fontbarcelona.com I TEL\_(+34) 935 743 330 I FAX\_(+34) 935 742 119 I  
I www.FONTINI.com I

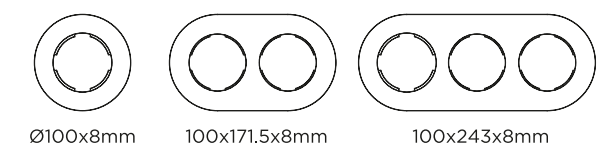
MECHANISMS\_MECANISMOS

DOUBLE-POLE SWITCH	INTERRUPTOR BIPOLAR	DOUBLE TELEPHONE SOCKET	TOMA DE TELÉFONO DOBLE
TWO-WAY SWITCH	CONMUTADOR	DOUBLE RJ45 SOCKET	TOMA RJ45 DOBLE
DOUBLE TWO-WAY SWITCH	DOBLE CONMUTADOR	RJ45 + TELEPHONE SOCKET	TOMA RJ45 + TOMA TELÉFONO
CROSSING SWITCH	CRUZAMIENTO	FINAL TV SOCKET	TOMA TV FINAL
PUSHBUTTON	PULSADOR	SINGLE TV SOCKET	TOMA TV ÚNICA
DOUBLE PUSHBUTTON	DOBLE PULSADOR	INTERMEDIATE A TV SOCKET	TOMA TV INTERMEDIA A
ELECTRIC BLINDS MECHANISM	MECANISMO PARA PERSIANAS	INTERMEDIATE B TV SOCKET	TOMA TV INTERMEDIA B
SOCKETS	TOMAS DE CORRIENTE		

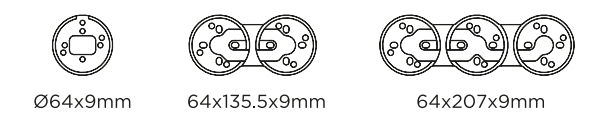
SURFACE MECHANISMS \_ MECANISMOS SUPERFICIE



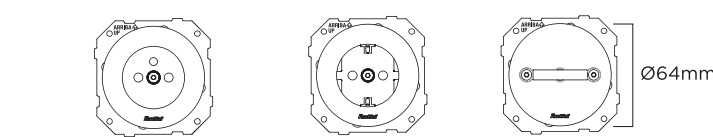
SURFACE FRAMES \_ MARCOS SUPERFICIE



SURFACE BASES \_ PEANAS SUPERFICIE



WALL FITTING MECHANISMS \_ MECANISMOS EMPOTRAR



WALL FITTING FRAMES \_ MARCOS EMPOTRAR

